


We offer several types of verification methods for your RMA account.

 **AOPEN**  
Bright Ideas Connected

For security reasons, you must use an authentication method for your account.  
How would you like to verify your identity?

**MFA : Use verification codes from an authenticator app (such as Google Authenticator or another authenticator app)**  
 **OTP : One-time verification codes you receive in the Mail**


[➔ Continue](#)


[↩ Back To Login](#)

- **OTP: One-time verification codes you receive in the Mail**

If you select this option, a one-time 6-digit passcode will be sent to you via email.

Your One-Time Verification Code for AOPEN RMA Account

 AOPEN RMA <noreply@aopen.com>  
收件者




2025/6/16 (週一) 下午 02:31


AOPEN Customer Service Center

Hello [redacted]

For AOPEN RMA account: RMA ID [redacted] please use the following one-time verification code.

 One-time verification code : **123456**

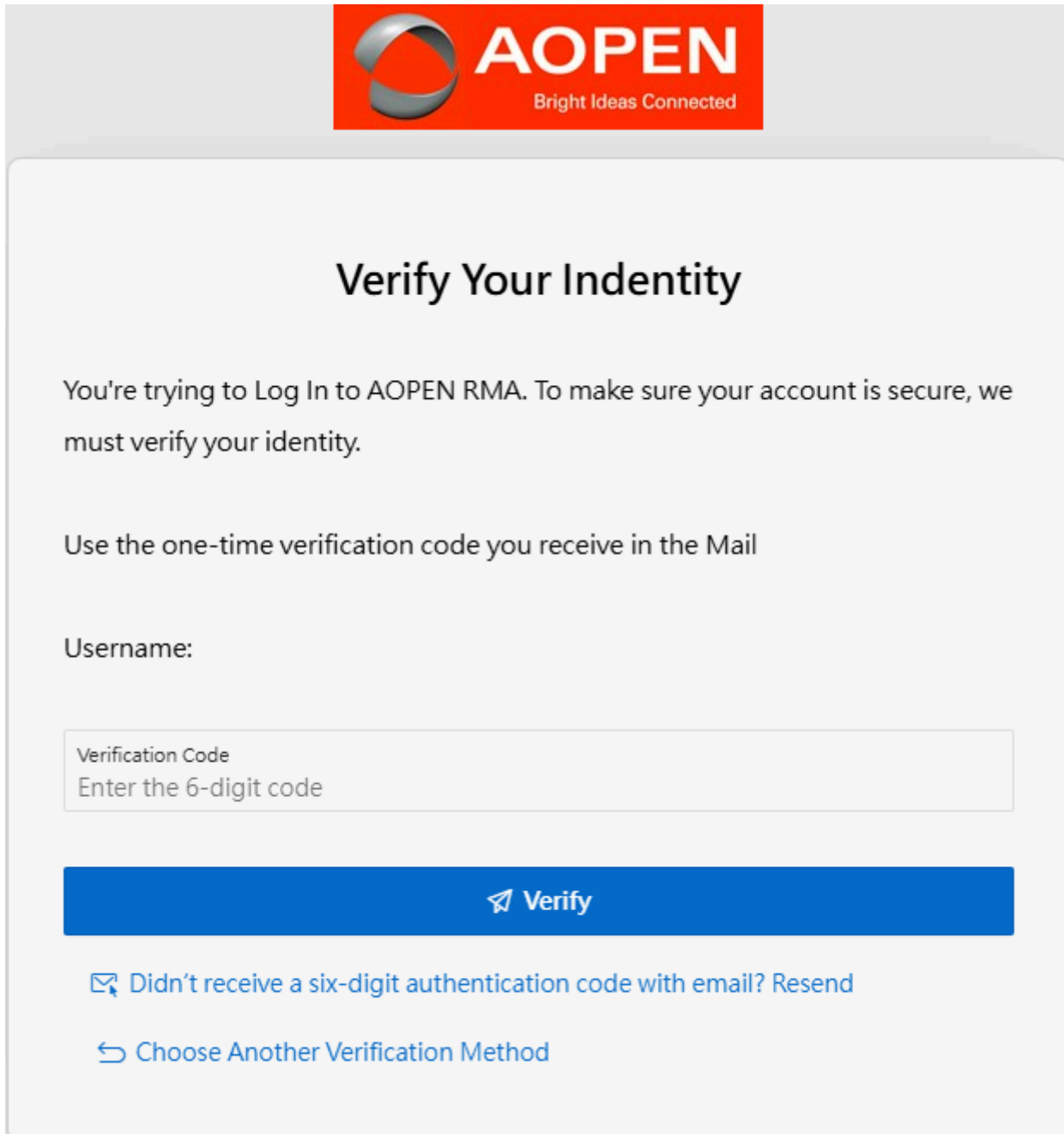
- This is mail sent by the system automatically, please do not reply to this mail.
- If you didn't ask for a one-time verification code for your account, please ignore this email.
- If you have any questions, please contact us by email.

 **Please note:**

- This verification code is valid for
- If you request a new verification code, the previous code will become invalid immediately.

Travis Wu (AOI)  
Best Regards,  
AOPEN Customer Service Team  
Contact us:  
[redacted]

The system will prompt you to enter the 6-digit passcode you've received.



**AOPEN**  
Bright Ideas Connected

## Verify Your Identity

You're trying to Log In to AOPEN RMA. To make sure your account is secure, we must verify your identity.

Use the one-time verification code you receive in the Mail

Username:

Verification Code  
Enter the 6-digit code

[Verify](#)

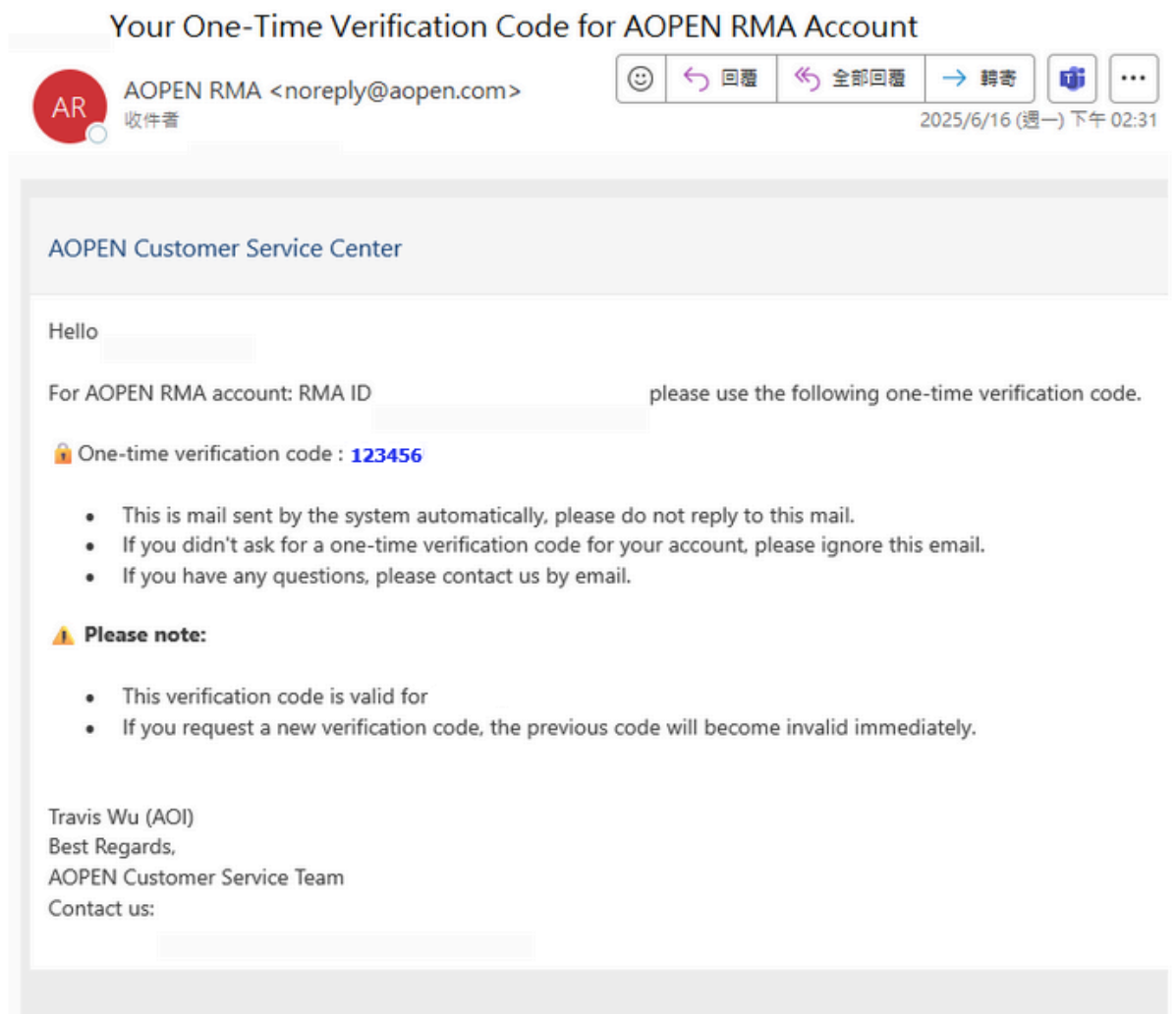
[Didn't receive a six-digit authentication code with email? Resend](#)

[Choose Another Verification Method](#)

Please note that if you consistently choose this option, the system will prompt you to select an authentication method each time you log in.

- **MFA: Use verification codes from a third-party authenticator app (e.g., Google Authenticator or Microsoft Authenticator)**

1. Please install Google Authenticator, Microsoft Authenticator, or another supported authentication tool before selecting this option.
2. You will be required to verify your identity before setting up the authenticator.





## Verify Your Identity

For security reasons, you're trying to set up an MFA method for logging in to AOPEN RMA. To make sure your account is secure, we must verify your identity.


Use the confirmation code you receive in the Mail

Username:


Confirmation Code  
Enter the 6-digit code

 **Verify**

 [Didn't receive a six-digit confirmation code with email? Resend](#)

 [Choose Another Verification Method](#)

3. Launch your authenticator app and scan the QR code to link it with your RMA account.


 **AOPEN**  
Bright Ideas Connected

### Connect an Authenticator APP


Connect a third-party authenticator app like Google Authenticator to your AOPEN RMA account so you can use it to verify your identity.

1. You can install an authenticator app like Google Authenticator ([watch this help](#)) or other authenticators on your mobile device from the App Store or Google Play.
2. Open an authenticator app.
3. Scan this QR code with the authenticator app.
4. Enter the code generated by the app.

Username:

 **SAMPLE**

Verification Code  
Enter the 6-digit code

 **Connect**

4. Enter the 6-digit passcode generated by your authenticator app.
5. From now on, when you sign in, you can get a valid passcode using the authenticator app on your mobile device.